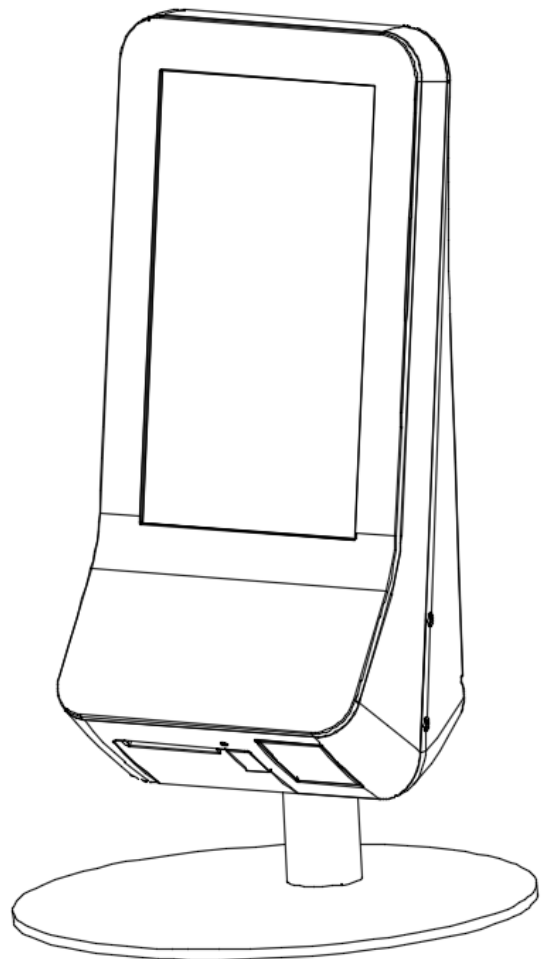




RAINBOW KIOSK

Quick Guide

Model: **KIO-F16E6**



Made in Korea

Safety Instructions

The following instructions are intended to protect you and to prevent damage to the equipment and property.

- Never attempt to disassemble or modify the system unless you are an authorized installer or authorized technician.
- Prior to installation, make sure it is safe to install the equipment at the selected location.
- Please use the appropriate power cord / outlet for your product.
- To avoid the risk of electric shock, unplug the power cord from the electrical outlet.
- Use a grounded electrical outlet that is easily accessible at all times.
- Store or safely dispose plastic wrap, away from children.
- Do not use broken tools for installation as they may cause damage to the system.
- When installing the product, wear antistatic gloves or use antistatic mats.
- Please read the Safety Precautions and Warnings in the User Manual.
- Please download the User Guide from the website [Customer Support].
- To prevent damage to the system, turn off the power switch prior to installation or disassembly and disconnect all cables connected to the product, such as power cables.

Touch Screen Instructions

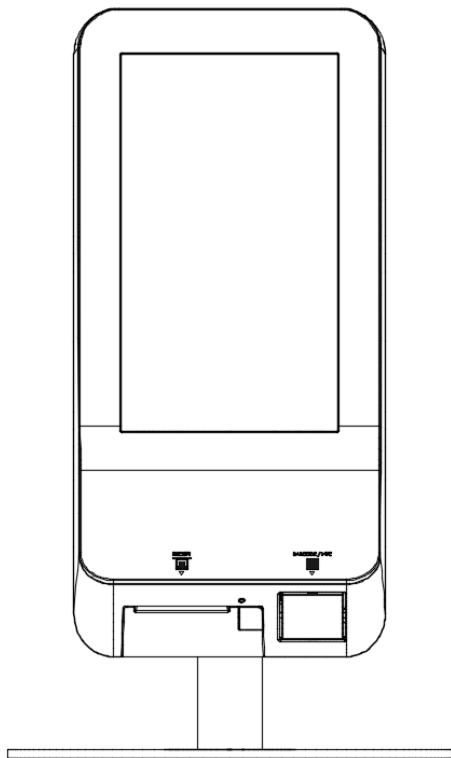
Please take special care with the touch panel as it is vulnerable to scratches.

- Do not use excessive force when using or pressing the touch panel. Do not use objects with sharp edges on the touch panel.
- Be careful not to spill any liquid on the screen.
- Turn off the power switch and unplug all cables before cleaning the screen and/or the system.
- Use a soft, clean, dry cloth for cleaning the system, and do not use chemicals or detergents.
- Do not spray water or detergent directly on the product.

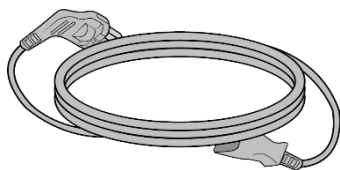
CAUTION

Before connecting the power cord, install all optional items and connect DC jack adapter.

Package contents



KIOSK Main unit



Power cord

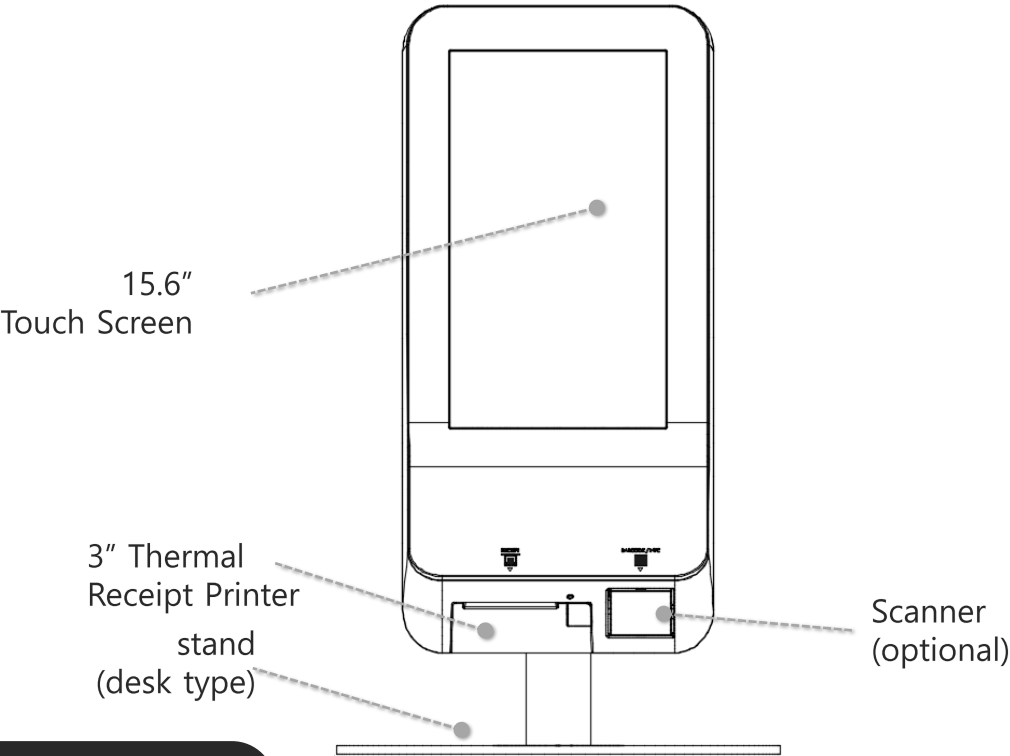


Installation Guide

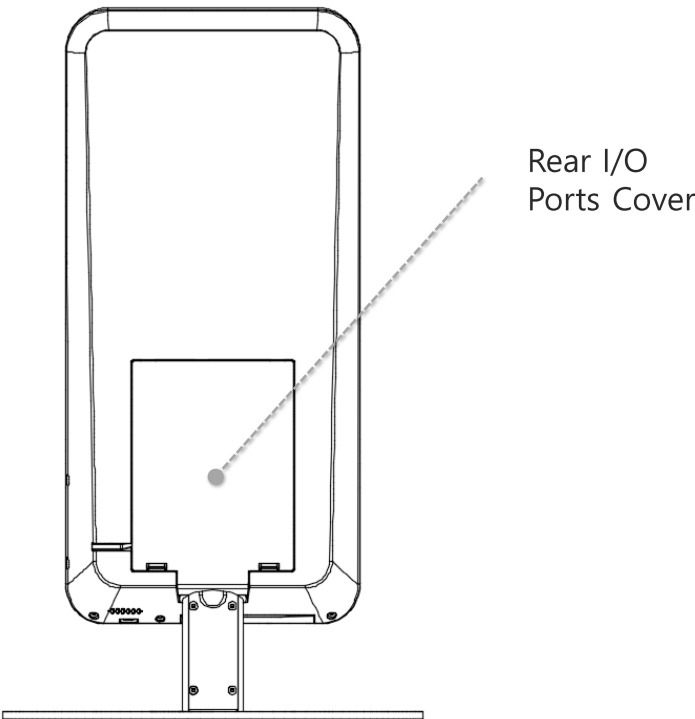
*구성품 이미지는 참고용으로 옵션에 따라 다를 수 있습니다.

Configuration

Front view

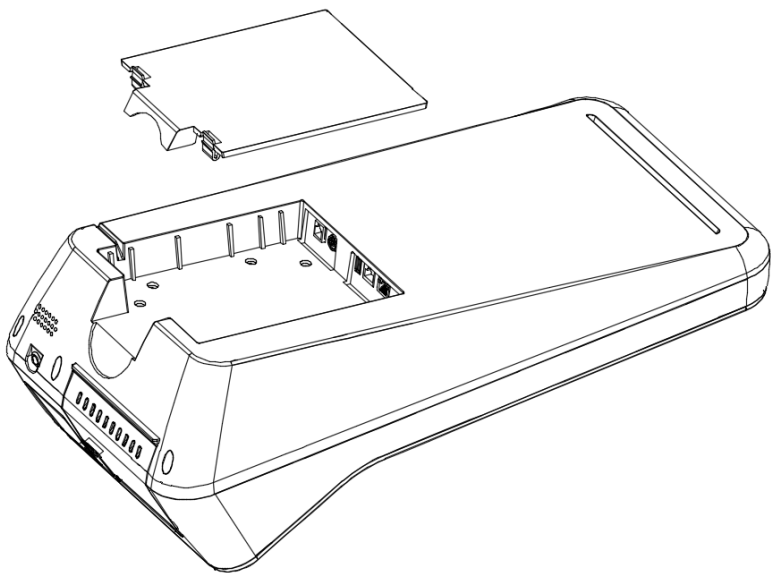


Rear view

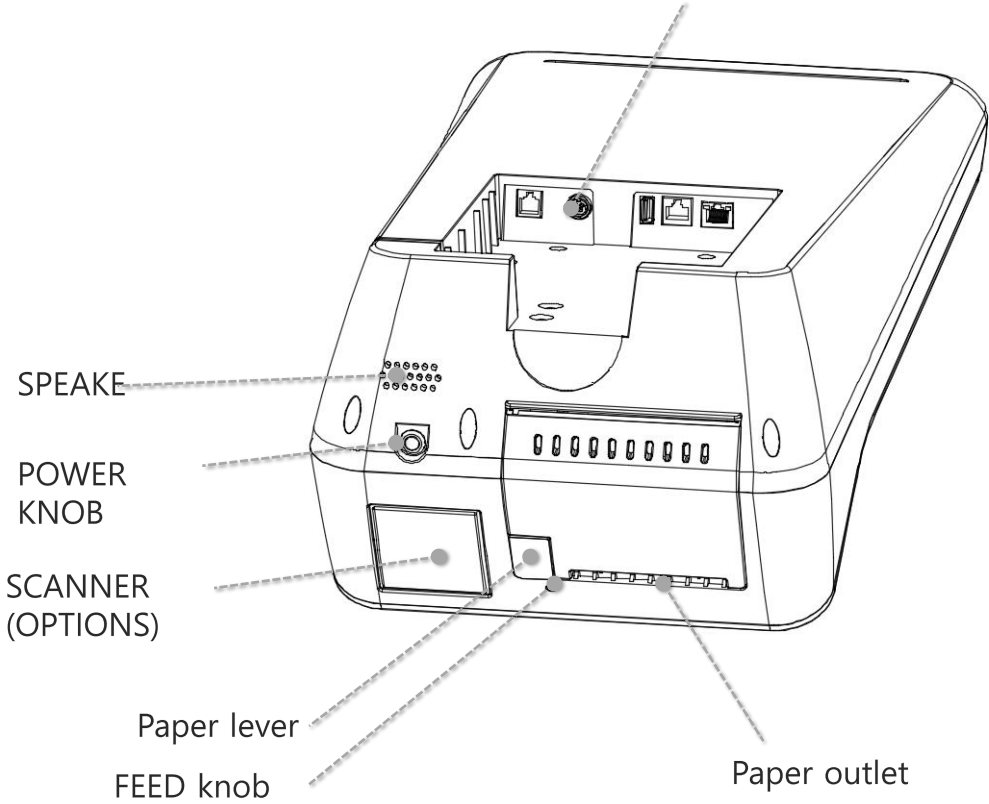


I/O Ports

I/O Ports



COM6 / 24V IN / USB / COM4 / LAN



Specifications

KIO-F16E6	
System	
Processor	Intel® Celeron® Quad-core Processor J6412 2.0GHz(Fanless)
Chipset/BIOS	Intel® Elkhart Lake SoC / AMI
Storage	2.5" SATA III SSD 64GB (HDD 500GB & SSD 128GB, optional)
Memory	4GB SO-DIMM, DDR4 2666MHz~3200MHz x 1 (Max 32GB, optional)
Graphics	Intel® UHD Graphics for 10th Gen Intel® Processors
OS	Windows 10 IoT Entry
Display Type	15.6" LCD with WLED Backlight (1080 x 1920 resolution)
	True-Flat Capacitive 10 Point Multi-Touch
I/O Interfaces	
USB	USB 2.0
Serial	COM4(RJ50, RJ45) : +5V and +12V for Special Devices COM6(RJ11) : USB 2.0 and RS232 with +5V/1A for Card Reader
LAN	1 x RJ45 (Base-T 10/100/1000 Ethernet)
Physical Dimension	
Dimernsion	350 x 672 x 350mm (W x H x D)
Environment	
Power Supply	DC 24V/4A (AC 100V~240V, 96W)
Temperature	Operating: 0 ~ 50°C at 10% to 90% humidity

**Specifications are subject to change without prior notice.*